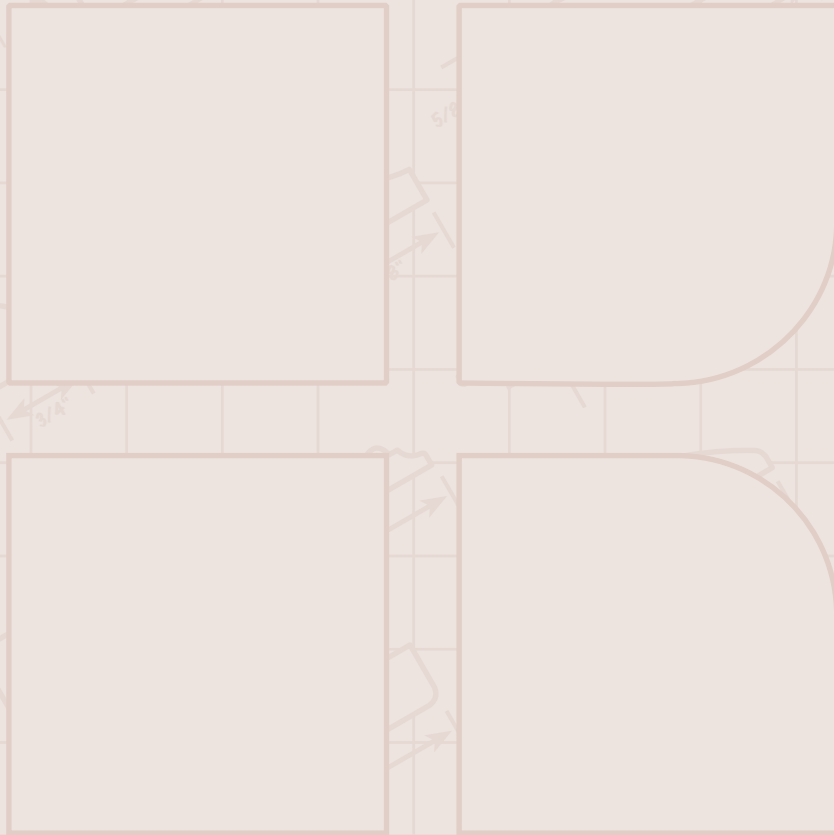



# Oak





# Base



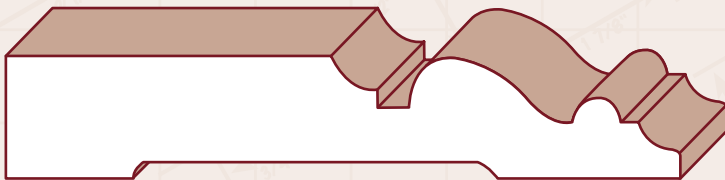
O-212 3/8 x 2-1/4 Reversible



O-214 3/8 x 3-1/4 Reversible



O-221 9/16 x 3-1/4 Coronado

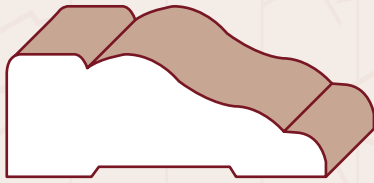


O-203S 9/16 x 3-1/2 Santa Fe Base



O-009 9/16 x 5-1/4 Santa Fe Base

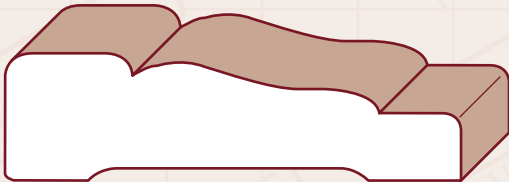
# Casing



O-238 5/8 x 1-5/8 Moulded



O-256 9/16 x 1-5/8 Bevel



O-240 5/8 x 2-1/4 Moulded



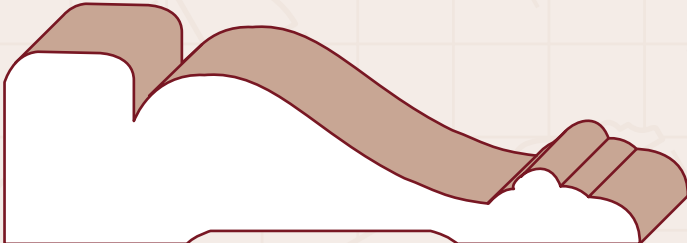
O-385 11/16 x 2-1/2 Riviera



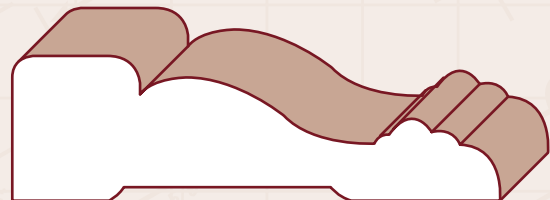
O-242 5/8 x 3-1/4 Moulded



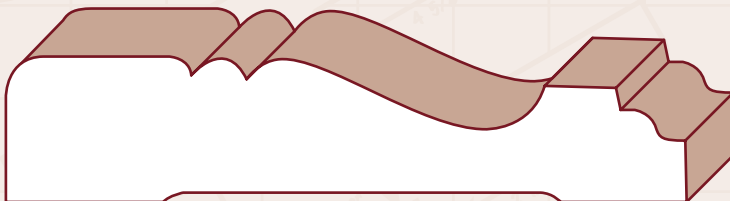
O-382 3/4 x 2-5/8 Coronado



O-380 1 x 3-1/4 49er



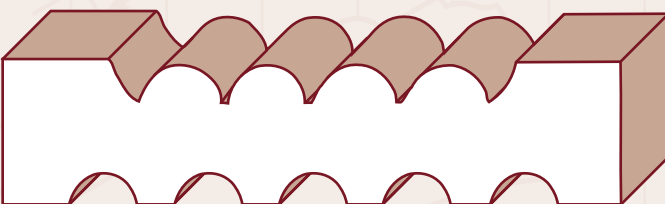
O-262 3/4 x 2-1/2 Victorian



O-388 11/16 x 3-1/2 Carolina




O-239 5/8 x 2-1/4 Colonial



O-386 3/4 x 3-1/4 Oak Flute and Reed

Solid Oak



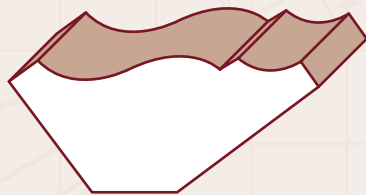
# Crown & Chair Rail



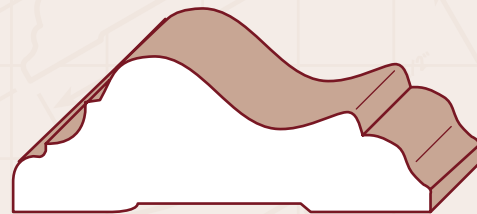
O-286 5/8 x 3-1/4 Crown



O-285 5/8 x 4-5/8 Crown



O-282 5/8 x 1-5/8 Crown



O-390 3/4 x 2-1/8 Chair Rail



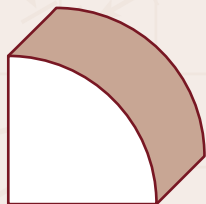
O-491 1/2 x 2-1/4 Crown

# Stops



O-349 7/16 x 1-1/4 Round Edge

# Quarter Round



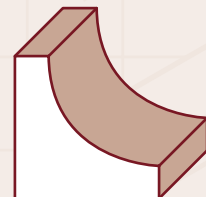
O-328 1/2 x 1/2  
O-332 3/4 x 3/4

# Half Round



O-302 3/8 x 3/4 Half Round

# Cove



O-274 3/4 x 3/4

Solid Oak

## S4S and Cabinet Stock




O-362 3/4 x 1-3/4



O-364 3/4 x 2-1/2

## Full Round




O-294 1-3/4 Full Round

## Outside Corner

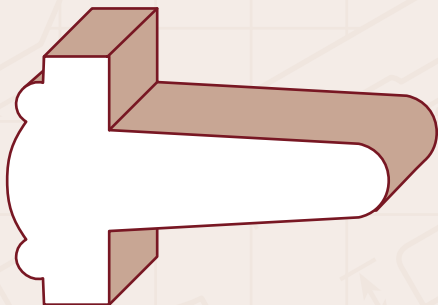


O-266 3/4 x 3/4

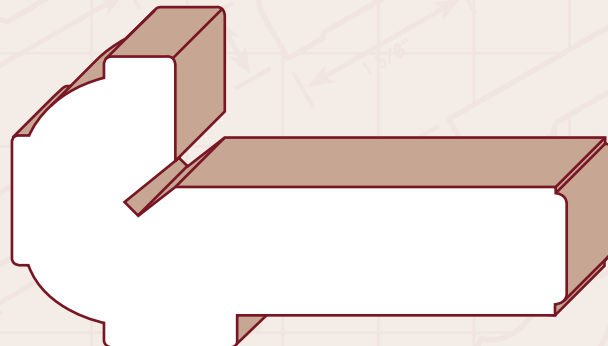


O-269 1-1/8 x 1-1/8

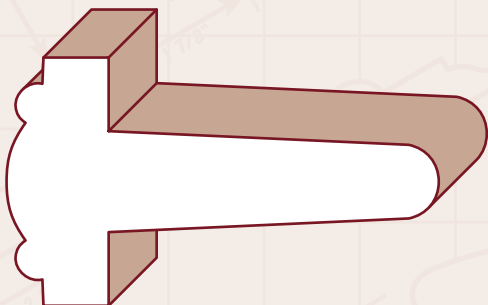
## Astragal



O-202 1-5/16 x 2 Astragal



O-204-K8 1-1/2 x 2-7/8 Kerfed Astragal-8'

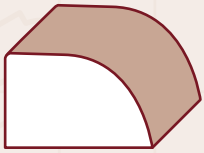


O-204 1-5/16 x 2-1/4 Astragal

Solid Oak



## Miscellaneous



O-226 1/2 x 3/4 Base Shoe



O-314 5/16 x 1-3/8 Lattice




O-340 1/4 x 3/4 Flat Screen Mould

## Nosing

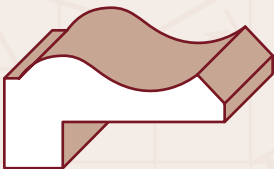


O-397 1-1/16 x 3-1/2 x 3/4 Nosing



O-399 1-1/16 x 3-1/2 x 5/16 Nosing

## Cap Moulds



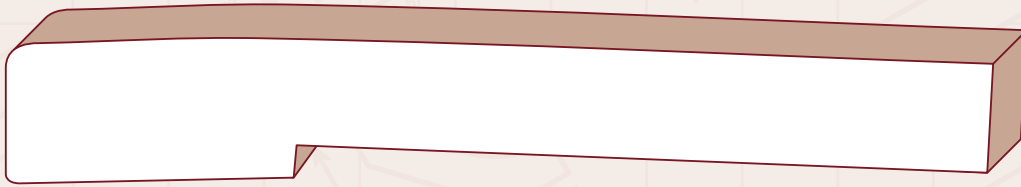
O-230 9/16 x 1-1/8  
Cap Mould



O-224 9/16 x 3/4  
Basecap

Solid Oak

# Sill



O-SILL-5 1-1/6 x 5-1/4  
O-SILL-7 1-1/6 x 7-1/4

# Window Stool

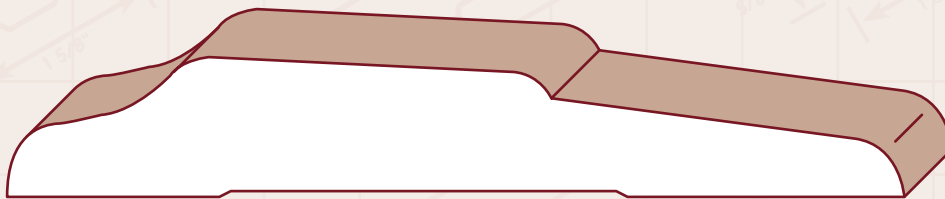


O-376 1 1/16 x 5-1/4 Window Stool  
O-377 1 1/16 x 7-1/4 Window Stool

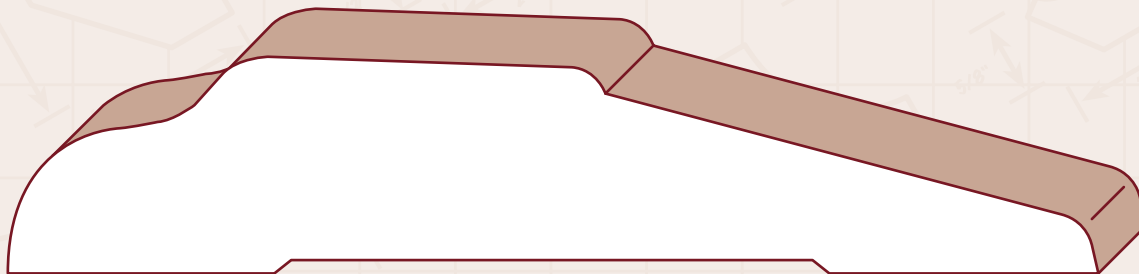
# Thresholds



O-THRES-4 5/8 x 3-5/8 x Random Lengths




O-THRES-5 5/8 x 4-5/8 x Random Lengths




O-THRES-6 1-1/16 x 5-5/8 x Random Lengths

Solid Oak

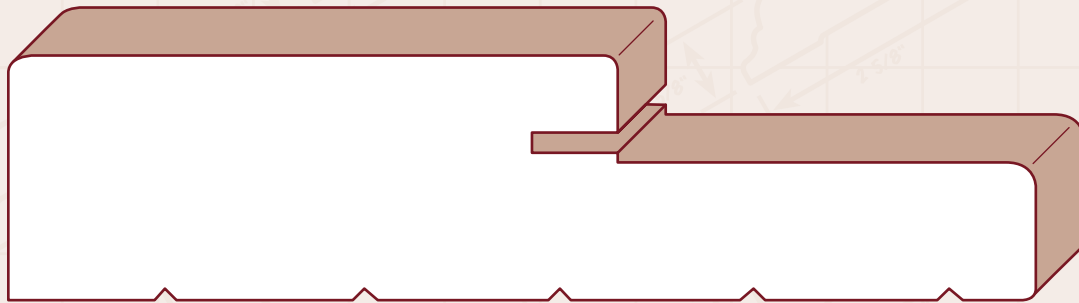


# Jamb & Frame



### Single Rabbet

- O-816 1-1/4 x 5-1/4 SR 1/2 x 1-13/16 Frame ⚙️
- O-726 1-1/4 x 7-1/4 SR 1/2 x 1-13/16 Frame ⚙️



### Kerfed Frame

- O-816SKP 1-1/4 x 5-1/4 SR 1/2 x 2-1/8 Kerfed Frame ⚙️
- O-726SKP 1-1/4 x 7-1/4 SR 1/2 x 2-1/8 Kerfed Frame ⚙️



### Interior Jamb

- O-308S 11/16 x 4-9/16 x Random Lengths
- O-310 11/16 x 5-1/4 x Random Lengths

Solid Oak

# Prefinished Mahogany Base




- M-902 5/16 x 1-3/4 Light Mahogany Base


⚙️ Available in Cut To Length

<http://www.kelleher.com>

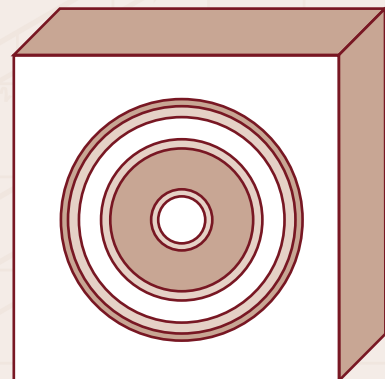
# Blocks



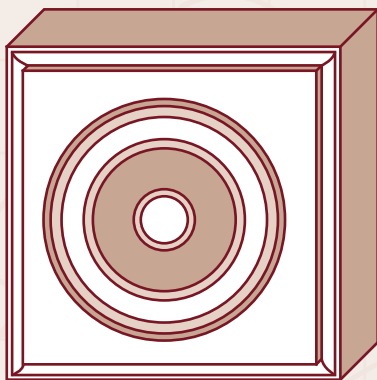
**Beveled Edge Rosette**  
 870-Oak 1-1/16 x 2-1/2  
 870-WHW 1-1/16 x 2-1/2  
 871-Oak 1-1/16 x 3-1/2  
 871-WHW 1-1/16 x 3-1/2  
 872-OAK 1-1/16 x 4-1/2  
 872-WHW 1-1/16 x 4-1/2



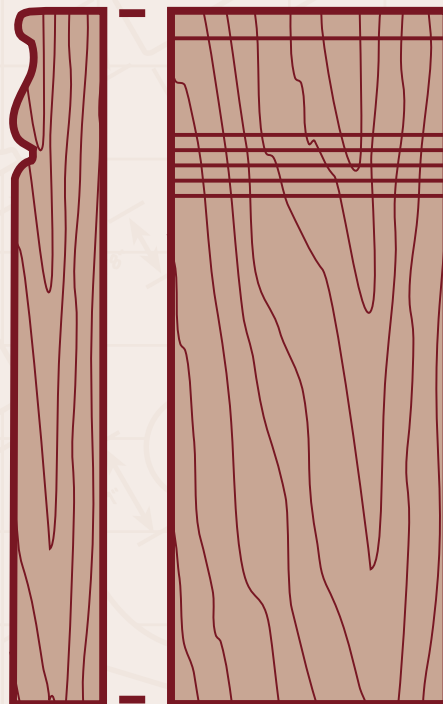
**Square Edge Rosette**  
 736-WHW 27/32 x 3-1/2  
 741-WHW 27/32 x 4-1/2



**Bulls Eye Square Edge**  
 935-Oak 3/4 x 2-1/2  
 935-WHW 3/4 x 2-1/2  
 642-Oak 5/8 x 2-1/2  
 642-WHW 5/8 x 2-1/2  
 734-OAK 27/32 x 3-1/2  
 734-WHW 27/32 x 3-1/2  
 740-WHW 27/32 x 4-1/2



**Beveled Edge Bulls Eye**  
 886-WHW 27/32 x 3-1/4  
 867-WHW 1-1/16 x 3-1/2  
 868-WHW 1-1/16 x 4-1/2



**Plinth Blocks**  
 742-Oak 1-1/8 x 3-1/2 x 6-1/2  
 742-WHW 1-1/8 x 3-1/2 x 6-1/2  
 743-Oak 1-1/16 x 3-1/2 x 8"  
 743-WHW 1-1/16 x 3-1/2 x 8"

Solid Oak



# Oak Veneered Base



OV-223 7/16 x 2-3/4 x 14 Coronado



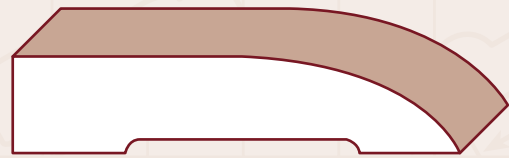
OV-221 9/16 x 3-1/4 x 14 Coronado



OV-411 3/8 x 2-3/4 x 14 Colonial Base

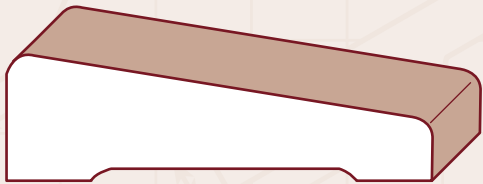


OV-415 9/16 x 3-1/4 x 14 Colonial Base



OV-218 3/8 x 2-1/2 Streamline Base

# Oak Veneered Casing



OV-258 5/8 x 2-1/4 x 14 Bevel



OV-239 5/8 x 2-1/4 x 14 Colonial 



OV-242 5/8 x 3-1/4 x 14 Moulded

Oak Veneer

# Oak Veneered Crown & Chair Rail



OV-286 5/8 x 3-1/4 x 14 Crown



OV-285 5/8 x 4-5/8 x 14 Crown



OV-382 1/2 x 2-1/2 x 14 Chair Rail

# Oak Veneered Stops



OV-349 7/16 x 1-1/4 x 14 Round Edge ⚙

# Oak Veneered Jamb




## Interior Jamb

OV-308 11/16 x 4-9/16 x 14 ⚙

OV-309 11/16 x 4-13/16 x 6<sup>8</sup>

OV-310 11/16 x 5-1/4 x 6<sup>8</sup>

⚙ Available in Cut To Length



# How To Use This Catalog

## Product Information & Symbols Found in the Catalog

### Part # References

Part # References contained in the catalog are as follows:

P-218FJ 1/2 x 2-1/4 Streamline Base  
(Part#) (Dimensions) (Description)

The part number prefix "P-" indicates the item is Pine, the number "218" identifies the pattern, the suffix "FJ" indicates the item is a product of fingerjointed sections of pine instead of solid. The dimensions are expressed width, then height, followed by a description of the product.

### Additional Part # Prefixes

"P-" = Pine

"F-" = Douglas Fir

"VG-" = Vertical Grain Douglas Fir

"R-" = Redwood

"O-" = Oak

"MDF-" = Medium Density Fiberboard

"PF-" = Pine Frame

"PJ-" = Pine Jamb

"PT-" = Cut to Length Part

"OV-" = Oak Veneer

### Additional Part # Suffixes

"...PR" = Primed Mouldings

"...FJ" = Fingerjointed Mouldings

"...A" = Lacquer Based Primed

"...SV" = Solid Veneer

"...K" = Kerfed Mouldings

"...FJK" = Fingerjointed & Kerfed Mouldings

"... ⚙ " = Moulding Available in Cut-To-Length

**SP** **FJ** **PR** = Indicates Availability in Pine, Fingerjointed Pine, and Primed Pine

## How To Measure Mouldings

In quoting moulding sizes the thickness comes first, for instance, a casing pattern 11/16-inches thick by 2-1/4-inches wide is designated "11/16 x 2-1/4 casing". If length is included it would be listed last, for instance, "a piece of casing 11/16 x 2-1/4 inches x 8 feet". The thickness of a moulding is determined by measuring from the top extremity to the bottom extremity of the piece. Widths also are measured at the widest dimension.

